



たしざんを なぞって こたえをかきましょう。




4 + 5 =

Tracing guide for 4: stroke 1 is a diagonal line down-right, stroke 2 is a vertical line down. Tracing guide for 5: stroke 1 is a vertical line down, stroke 2 is a horizontal line to the right. The equals sign has two horizontal lines for tracing.




1 + 7 =

Tracing guide for 1: stroke 1 is a vertical line down. Tracing guide for 7: stroke 1 is a vertical line down, stroke 2 is a diagonal line down-right. The equals sign has two horizontal lines for tracing.



2 + 5 =

Tracing guide for 2: stroke 1 is a curved line starting from the top left, going right and then down. Stroke 2 is a horizontal line to the right. Tracing guide for 5: stroke 1 is a vertical line down, stroke 2 is a horizontal line to the right. The equals sign has two horizontal lines for tracing.



3 + 3 =

Tracing guide for 3: stroke 1 is a curved line starting from the top left, going right and then down. Stroke 2 is a horizontal line to the right. The equals sign has two horizontal lines for tracing.